
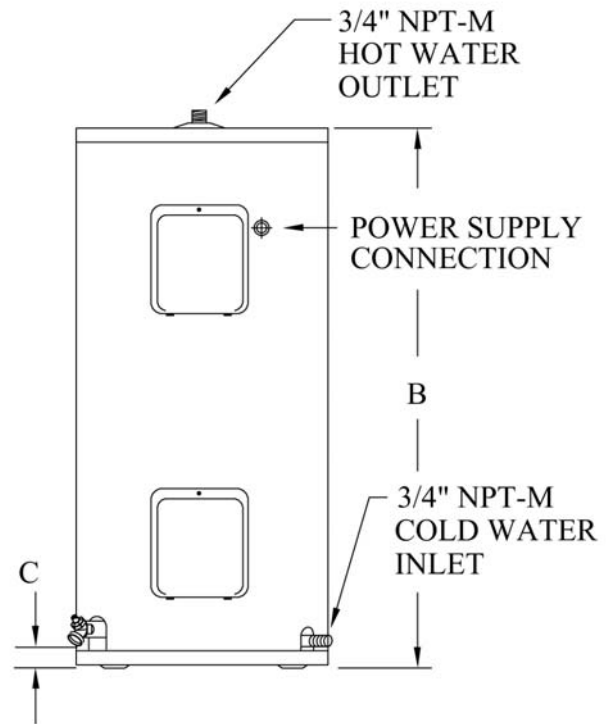
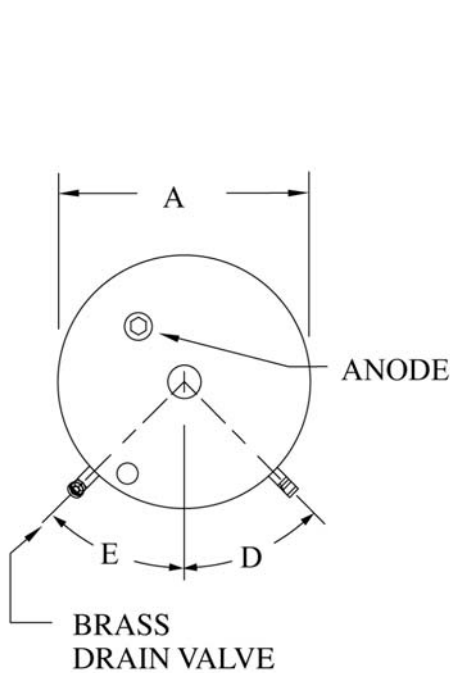


**C191.0 SUPER CASCADE 9
BOTTOM ENTRY, DOUBLE-GLASS
RESIDENTIAL ELECTRIC WATER HEATERS
MODELS 152E-2F8M & 152E-3F8M
40.5 IMPERIAL GALLONS / 184 LITRES
INSULATED WITH 2" ECO-FRIENDLY **

All models meet or exceed NRCan energy efficiency requirements

Model	Storage capacity		Input	Voltage	Standby loss	Diameter (A) in/cm	Height (B) in/cm	C in/cm	D	E	Plumbing connections	Est. ship. wt. lb/kg
	Imp. gal.	Litres										
152E-2F8M	40.5	184	3,000W	208V	72W	22/56	48 ⁵ / ₈ /124	2 ¹ / ₈ /5	45°	45°	3/4" NPT	140/63
152E-3F8M	40.5	184	3,000W	240V	72W	22/56	48 ⁵ / ₈ /124	2 ¹ / ₈ /5	45°	45°	3/4" NPT	140/63



JOB TITLE: _____
 ADDRESS: _____

 CONTRACTOR: _____
 ADDRESS: _____

 ENGINEER: _____

DATE SUBMITTED: _____
 PRODUCT REQUIRED: _____

MODEL NO.	SIZE	QUANTITY
_____	_____	_____
_____	_____	_____
_____	_____	_____
_____	_____	_____
_____	_____	_____

 DATE REQUIRED: _____

Giant Factories Inc.
 40 Avenue Lesage, Montreal-East, Quebec, Canada H1B 5H3
 Telephone: (514) 645-8893 Fax: (514) 640-0969 www.giantinc.com
 Giant Factories Inc. reserves the right to make product changes or improvements at any time without notice.